

# GENERAL CONSTRUCTION



**WARWOOD TOOL CO.**

*Made With Pride In The USA Since 1854*





# **WARWOOD TOOL COMPANY CATALOG**

ALL AMERICAN MADE  
TOP QUALITY FORGED HAND TOOLS

---

We have extensive experience in supplying to US government agencies, The General Service Administration and the American Railway Engineering and Maintenance of Way Association (A.R.E.M.A). For any assistance in quoting tools to these organizations or other tool specifications, please contact us.

VISIT OUR WARWOOD TOOL COMPANY WEB PAGE  
[www.warwoodtool.com](http://www.warwoodtool.com)

P.O. BOX 6357  
164 NORTH 19TH STREET  
WHEELING, WV 26003  
E-MAIL: [sales@warwoodtool.com](mailto:sales@warwoodtool.com)  
PHONE: (304) 277-1414  
FAX: (304) 277-1420  
TOLL FREE: 1-877-687-1410  
WEB PAGE: [www.warwoodtool.com](http://www.warwoodtool.com)

**FOREST HOE**

**ADZES**

**BARS**

**BULL PINS**

**CHISELS**

**DRIFT PINS**

**HAMMERS**

**MANHOLE COVER LIFTERS**

**MATTOCKS**

**MAULS**

**PICKS**

**PUNCHES**

**RAILROAD TRACK TOOLS**

**SLEDGES**

**TONGS**

**WEDGES**

**WRENCHES**

**GRUB HOE**



## PROTECT YOUR EYES WEAR SAFETY GOGGLES

OSHA Regulations 29 CFR 1910.133 requires the use of eye protection not only to workers using striking tools, but to nearby workers in the immediate work area. Similar requirements are contained in OSHA Construction Standards 29 CFR 1926.102. Mine Safety and Health Administration requires eye protection in the Mining environment 30 CFR 55.14-4, 30 CFR 56-15-4, 30 CFR 57-15-4, 30 CFR 75.1720(a) and 30 CFR 77.1710(a).

## GENERAL TERM AND CONDITIONS

ALL PREVIOUS QUOTATIONS AND PRICE LISTS ARE HEREBY WITHDRAWN AND CONDITIONS CONSIDERED NULL AND VOID.

**Payment Terms:** 2% discount, 15 days from date of invoice, net 30 days.

**Shipping Terms:** Free freight will be allowed on shipments of \$3,500 or more to any point in the Continental United States. Warwood Tool reserves the right to ship via the least expensive route.

**Minimum Invoice Charge:** Our minimum order and invoice charge is \$75.00 or a \$5.00 service fee is added to invoice.

**Returned Goods:** No merchandise is to be returned without Warwood Authorization. Returned goods, when authorized, must be returned prepaid freight. Credit will be issued at invoice price at time of shipment less 15% restocking charge. If it is necessary to recondition or repackage returned goods, additional charges will be assessed. Credit for returned goods may be applied only toward the purchase of other Warwood products. Credits cannot be applied for cash rebates.


**Shortage or Damage:** In the event of any shortage or damages, notify at once the delivery transportation agent. File claim properly and be certain all shortage and damaged goods are signed and noted on the freight bill at the time of delivery. Losses and damages which occur in transit are the carrier's responsibility, and such claims should be filed promptly with the carrier.

**Warranty:** The Warwood Tool Company will replace any hand tool, free of charge, which fails to perform under normal working conditions. Tools are warranted to be free of defects in workmanship and material. Merely return your tool to its place of purchase, and Warwood Tool will replace it at no charge. Failure due to misuse, abuse, or normal wear and tear are not covered by this warranty. Wood handles are not included in the warranty as they are subject to deterioration and damage during normal usage.






**Specifications:** Specifications and plans in this catalog include those published by the American National Standards Institute, Inc. (A.N.S.I.) and/or AREMA American Railway Engineering Maintenance of Way Association (A.R.E.A.) or AREMA and/or Federal Specifications and/or the United States Department of Commerce Simplified Practice Recommendations (heavy forged hand tools) unless otherwise specified. If ordering to American Railway Engineering Association Specifications designate AREA or AREMA Plan, Type and Grade of steel desired. Warwood Tool Company highly recommends using current AREMA Specifications when possible.




**Warwood Finish:** Most Warwood carbon steel tools, unless otherwise requested, are painted blue. Railroad Track Tools will be furnished per designated AREA Specifications which could be painted or unpainted depending on the year and AREA Plan or AREMA specified. 2 "Protect Your Eyes; Wear Safety Goggles."






"All American Made Since 1854"

TOOL	Product No.	Prod. Size	Prod. Type
 <p><b>Cutter Mattock</b></p>	<p>120 121 90020</p>	<p>1 5# H-1 5# 36" HANDLE</p>	<p>TOOL ONLY TOOL &amp; HANDLE HANDLE ONLY</p>
 <p><b>Pick Mattock</b></p>	<p>210 211 90020</p>	<p>2 5# H-2 5# 36" HANDLE</p>	<p>HEAD ONLY TOOL &amp; HANDLE HANDLE ONLY</p>
 <p><b>Double Square Point Clay Pick</b></p>	<p>3220 3221 90020</p>	<p>32 7# H-32 7# 36" #6 EYE</p>	<p>TOOL ONLY TOOL &amp; HANDLE HANDLE ONLY</p>
 <p><b>Contractor Pick</b></p>	<p>4010 4011 90020</p>	<p>40 8# H-40 8# 36" #6 EYE</p>	<p>TOOL ONLY TOOL &amp; HANDLE HANDLE ONLY</p>
 <p><b>Square Head Wedge</b></p>	<p>8010 8020 8030 8040 8050</p>	<p>80 3# 1-5/16" 80 4# 1-3/8" 80 5# 1-1/2" 80 6# 1-1/2" 80 8# 1-5/8"</p>	<p>TOOL ONLY TOOL ONLY TOOL ONLY TOOL ONLY TOOL ONLY</p>
 <p><b>Jimmy Wedge</b></p>	<p>40020</p>	<p>400 14" 3-1/2#</p>	<p>TOOL ONLY</p>







TOOL	Product No.	Prod. Size	Prod. Type
 <p>Joint Breaking Wedge</p>	<p>70310 70330</p>	<p>703 3" 1/2# 703 6" 3/4#</p>	<p>TOOL ONLY TOOL ONLY</p>
 <p>Ship Maul Head only or Regular Hickory Handle</p>	<p>12310 12311 90002</p>	<p>123 5# H-123 5# 32" HANDLE</p>	<p>TOOL ONLY HANDLED TOOL HANDLE ONLY</p>
 <p>Ship Maul Tool with Safety Grip (SG) Handle</p>	<p>12312 90026</p>	<p>H-123 5# 36" SAFETY GRIP</p>	<p>HANDLED TOOL SG HANDLE ONLY SG</p>
 <p>Ship Maul Tool with Fiberglass (FG) Handle</p>	<p>12315 90024</p>	<p>H-123 5# 34" FIBERGLASS</p>	<p>HANDLED TOOL FGH HANDLE ONLY FGH</p>
 <p>Cross Pein Driving Hammer Head only or Regular Hickory Handle</p>	<p>12440 12441 90011</p>	<p>124-S 3# H-124-S 3# 16" HANDLE</p>	<p>TOOL ONLY HANDLED TOOL HANDLE ONLY</p>
 <p>Straight Pein Driving Hammer Head only or Regular Hickory Handle</p>	<p>12450 12451 90011</p>	<p>124-SS 3# H-124-SS 3# 16" HANDLE</p>	<p>TOOL ONLY HANDLED TOOL HANDLE ONLY</p>








TOOL	Product No.	Prod. Size	Prod. Type
 <p><b>Mason Hammer</b> Head only or Regular Hickory Handle</p>	12810	128 3#	TOOL ONLY
	12811	H-128 3#	HANDLED TOOL
	12820	128 4#	TOOL ONLY
	12821	H-128 4#	HANDLED TOOL
	12830	128 6#	TOOL ONLY
	12831	H-128 6#	HANDLED TOOL
	90008	16" HANDLE	HANDLE ONLY
 <p><b>Stone Sledge</b> Head only or Regular Hickory Handle</p>	13120	131 8#	TOOL ONLY
	13121	H-131 8#	HANDLED TOOL
	13140	131 12#	TOOL ONLY
	13141	H-131 12#	HANDLED TOOL
	13150	131 16#	TOOL ONLY
	13151	H-131 16#	HANDLED TOOL
	90002	32" HANDLE	HANDLE ONLY
90003	36" HANDLE	HANDLE ONLY	
 <p><b>Stone Sledge</b> Tool with Safety Grip (SG) Handle</p>	13122	H-131 8#	HANDLED TOOL SG
	13142	H-131 12#	HANDLED TOOL SG
	13152	H-131 16#	HANDLED TOOL SG
	90040	32" HANDLE	HANDLE ONLY
	90026	36" HANDLE	HANDLE ONLY
 <p><b>Stone Sledge</b> Tool with Fiberglass (FG) Handle</p>	13125	H-131 8#	HANDLED TOOL FGH
	13145	H-131 12#	HANDLED TOOL FGH
	13155	H-131 16#	HANDLED TOOL FGH
	90024	34" HANDLE	HANDLE ONLY FGH
 <p><b>Cross Pein Sledge</b> Head only or Regular Hickory Handle</p>	13210	132 2#	TOOL ONLY
	13211	H-132 2#	HANDLED TOOL
	13230	132 3#	TOOL ONLY
	13231	H-132 3#	HANDLED TOOL
	13260	132 8#	TOOL ONLY
	13261	H-132 8#	HANDLED TOOL
	90007	16" HANDLE	HANDLE ONLY
	90002	32" HANDLE	HANDLE ONLY
90003	36" HANDLE	HANDLE ONLY	
 <p><b>Cross Pein Sledge</b> Tool with Safety Grip (SG) Handle</p>	13212	H-132 2#	HANDLED TOOL SG
	13232	H-132 3#	HANDLED TOOL SG
	13262	H-132 8#	HANDLED TOOL SG
	90025	16" HANDLE	HANDLE ONLY SG
	90040	32" HANDLE	HANDLE ONLY SG
	90026	36" HANDLE	HANDLE ONLY SG

TOOL	Product No.	Prod. Size	Prod. Type
 <p>Cross Pein Sledge Tool with Fiberglass (FG) Handle</p>	<p>13215 13235 13265 90023 90024</p>	<p>H-132 2# H-132 3# H-132 8# 16" HANDLE 34" HANDLE</p>	<p>HANDLED TOOL FGH HANDLED TOOL FGH HANDLED TOOL FGH HANDLE ONLY FGH HANDLE ONLY FGH</p>
 <p>Straight Inspectors Hammer Head only or Regular Hickory Handle</p>	<p>13300 13301 90010</p>	<p>133 2# H-133 2# 10-1/2 HANDLE</p>	<p>TOOL ONLY HANDLED TOOL HANDLE ONLY</p>
 <p>Double Face Sledge - Carbon Head only or Regular Hickory Handle</p>	<p>13410 13411 13430 13431 13440 13441 13450 13451 13460 13461 13470 13471 13480 13481 13490 13491 13400 13401 90007 90002 90003 90005*</p>	<p>134 2# H-134 2# 134 3# H-134 3# 134 4# H-134 4# 134 6# H-134 6# 134 8# H-134 8# 134 10# H-134 10# 134 12# H-134 12# 134 16# H-134 16# 134 20# *H-134 20# 16" HANDLE 32" HANDLE 36" HANDLE 36" HANDLE</p>	<p>TOOL ONLY HANDLED TOOL TOOL ONLY HANDLED TOOL TOOL ONLY HANDLED TOOL TOOL ONLY HANDLED TOOL TOOL ONLY HANDLED TOOL TOOL ONLY HANDLED TOOL TOOL ONLY HANDLED TOOL TOOL ONLY HANDLED TOOL TOOL ONLY HANDLED TOOL HANDLE ONLY HANDLE ONLY HANDLE ONLY HANDLE ONLY</p>





TOOL	Product No.	Prod. Size	Prod. Type
 <p>Double Face Sledge - Carbon Tool with Safety Grip (SG) Handle</p>	13412	H-134 2#	HANDLED TOOL SG
	13432	H-134 3#	HANDLED TOOL SG
	13442	H-134 4#	HANDLED TOOL SG
	13452	H-134 6#	HANDLED TOOL SG
	13462	H-134 8#	HANDLED TOOL SG
	13472	H-134 10#	HANDLED TOOL SG
	13482	H-134 12#	HANDLED TOOL SG
	13492	H-134 16#	HANDLED TOOL SG
	90025	16" HANDLE	HANDLE ONLY SG
	90040	32" HANDLE	HANDLE ONLY SG
	90026	36" HANDLE	HANDLE ONLY SG
 <p>Double Face Sledge - Carbon Tool with Fiberglass (FG) Handle</p>	13415	H-134 2#	HANDLED TOOL FGH
	13435	H-134 3#	HANDLED TOOL FGH
	13445	H-134 4#	HANDLED TOOL FGH
	13455	H-134 6#	HANDLED TOOL FGH
	13465	H-134 8#	HANDLED TOOL FGH
	13475	H-134 10#	HANDLED TOOL FGH
	13485	H-134 12#	HANDLED TOOL FGH
	13495	H-134 16#	HANDLED TOOL FGH
	13405	H-134 20#	HANDLED TOOL FGH
	90023	16" HANDLE	HANDLE ONLY FGH
	90024	34" HANDLE	HANDLE ONLY FGH
 <p>T-Bar Double Chisel</p>	15770	157 3/4" X 27"	TOOL ONLY
 <p>Offset Pinch Bar</p>	15810	158 3/4#	9/16" X 13-1/2"
	15820	158 1-1/2#	5/8" X 16"
	15830	158 2#	3/4" X 24"
	15840	158 3-1/4#	3/4" X 26"
	15850	158 5-1/2#	7/8" X 30"
	15860	158 6-1/2#	7/8" X 36"
	15870	158 8#	1" X 36"
	15880	158 10-3/4#	1" X 48"
	15848	158 13-3/4#	1" X 60"
	15875	158 9-3/4#	1" X 44"
	15885	158 12-1/2#	1" X 55"
 <p>Straight Fit-Up Pinch Bar</p>	15970	159 8#	1" X 36"
	15980	159 10-3/4#	1" X 48"



TOOL	Product No.	Prod. Size	Prod. Type
 <p>Pinch Point Crow Bar</p>	16020 16030 16040 16050 16060 16070 16080 16090	160 6# 160 10# 160 12# 160 14# 160 16# 160 18# 160 22# 160 26#	36" 48" 51" 54" 57" 60" 63" 66"
 <p>San Angelo Digging Bar</p>	26440 26450 26460	SP-164 14# SP-164 17# SP-164 20#	1" X 5' 1" X 6' 1" X 7'
 <p>Post Hole Digging/Tamp Bar</p>	16500 16510	165 13# 165 17#	4-1/2' 6'
 <p>Wrecking Bar - Standard</p>	16610 16620 16630 16640 16650 16670 16690	166 1/2" X 12" 166 5/8" X 18" 166 3/4" X 24" 166 3/4" X 30" 166 3/4" X 48" 166 1" X 48" 166 1" X 60"	1# 2# 3-1/2# 4-1/4# 5-1/4# 12-1/2# 14#
 <p>Anchor and Nail Extractor</p>	16750	167 5/8" X 9"	1#
 <p>Stripping Bar - Claw/Chisel</p>	17210 17220 17230	172 3/4" X 36" 172 7/8" X 42" 172 1" X 48"	5-1/4# 8-1/2# 12-1/2#

TOOL	Product No.	Prod. Size	Prod. Type
 <p>Stripping Bar - Double Chisel</p>	17310 17320 17330	173 3/4" X 36" 173 7/8" X 42" 173 1" X 48"	5-1/4# 8-1/2# 12-1/2#
 <p>Double Claw - Carpenter Bar</p>	19110	191 3-1/2#	3/4" X 24"
 <p>Pry Bar</p>	27706	277 3/4#	1/2" X 12"
 <p>Slate Bar</p>	51005 51010 51030 51045	510 3' 510 4' 510 5' 510 6'	8# 11# 14# 17#
 <p>Bent Chisel Slate Bar</p>	51092	510-B 13#	7/8" X 6'
 <p>Ship Scraper Bar</p>	51310	513 1#	15"
 <p>Manhole Cover Lifter Bar</p>	45410 45420 45425 45430 45440 45460	454 5/8" X 18" 454 5/8" X 26" 454 5/8" X 30" 454 5/8" X 36" 454 3/4" X 26" 454 3/4" X 36"	3-3/4# 3# 3-1/2# 4# 4-1/2# 6#



TOOL	Product No.	Prod. Size	Prod. Type
 <p>Tool with Fiberglass (FG) Handle Backing Out Punch</p>	32415 32425 32435 32445 32455 32465 90023	H-324 3/8" 1# H-324 1/2" 1-3/4# H-324 5/8" 2# H-324 3/4" 2-1/2# H-324 7/8" 3# H-324 1" 3-1/2# 16" HANDLE	HANDLED TOOL FGH HANDLED TOOL FGH HANDLED TOOL FGH HANDLED TOOL FGH HANDLED TOOL FGH HANDLED TOOL FGH HANDLE ONLY FGH
 <p>Drift Pin</p>	33420 33430 33440 33450 33460 33470 33480	334 9/16" X 6-1/2" 334 11/16" X 7" 334 13/16" X 7-1/2" 334 15/16" X 8" 334 1-1/16" X 8-1/2" 334 1-3/16" X 10" 334 1-5/16" X 11"	1/4# 1/2# 3/4# 1# 1-1/2# 2# 3-3/4#
 <p>Bull Pin</p>	33600 33610 33620 33630 33640 33650	336 15/16" X 15" 336 1-1/16" X 12" 336 1-1/16" X 15" 336 1-3/16" X 15" 336 1-1/4" X 12" 336 1-5/16" X 12"	1-3/4# 2# 2-1/2# 3# 2-1/2# 3-3/4#
 <p>Broad Head Bull Pin</p>	33810 33820	338 10" 338 13"	1-3/4# 3-1/4#



---

## COMPANY HISTORY

---

Since 1854, Warwood tools have helped to shape our nation's history. From coal mining tools that helped fuel the Industrial Revolution to railroad and other tools used to build the US transportation infrastructure, to our famous entrenching mattock used extensively in World Wars I and II for digging fox holes and trenches, Warwood tools have been trusted by generations of hard-working Americans. In fact, American soldiers have relied on Warwood tools in every war since the Civil War. As a testament to our rich history, our manufacturing facility was recently featured on the History Channel's documentary *The Men Who Built America*. It all started in Martins Ferry, Ohio when Henry Warwood founded a company making gardening and coal tools. As the company grew, it changed locations several times until settling into what is now Wheeling, West Virginia in the early part of the 20th century. Initially surrounded by bucolic farmland, a town named Warwood quickly sprang up around the manufacturing facility along the banks of the Ohio River. Warwood remains a vital neighborhood today.

**ALTHOUGH MUCH HAS CHANGED SINCE 1854, OUR UNWAVERING FOCUS ON HIGH-QUALITY TOOLS REMAINS THE SAME.**

- We are still a family-owned and -operated company. In over 160 years of operation Warwood Tool has only changed ownership 6 times. Family is still a focus at the company where CEO Mike Carl, President Logan Hartle, and Vice President Phillip Carl prioritize and honor the traditions and skilled labor of the employees present, and owners past. Warwood Tool will always produce a 100% American sourced and manufactured product, where small town roots meet a global platform.
- We still employ hard-working Americans who take great pride in their work. Our employees are highly skilled and experienced at their craft. It is a great compliment that we have multiple generations from the same family working together in our factory.
- We still manufacture what we believe is the best quality hand forged product made in the USA.

**We don't take short cuts.**

**We only use the highest quality American steel. We use a time-tested, laborintensive manufacturing process that delivers the very best hand tool available today.**

**Working closely with our loyal customers, we have developed an extensive product line that ensures you'll find the right tool for your job.**

**You could certainly find a cheaper tool, but you'll be hard-pressed to find a better one. Pick up one of our tools — feel the quality and history in your hands.**





# HEAVY STRIKING TOOLS

**INTRODUCTION:** Striking and struck tools are made in various types and sizes with varying degrees of hardness and different configurations for specific purposes. They should be selected for their intended use and used only for those purposes. Proper use of practically all types involves certain basic rules:

- (1) Always wear safety goggles when using striking or struck tools, or when near someone else who is doing so.*
- (2) A hammer blow should always be struck squarely with the hammer striking face parallel with the surface being struck. Always avoid glancing blows and over and under strikes.*
- (3) The striking face of the hammer should have a diameter approximately 3/8" larger than the struck face of the tool.*
- (4) Never use one hammer to strike another hammer.*
- (5) Never use a striking or struck tool with loose or damaged handle.*
- (6) Discard any striking or struck tool if tool shows dents, cracks, chips, mushrooming, or excessive wear.*
- (7) Never redress striking tools. Cutting edges of struck tools may be returned to the original shape with a file or whetstone. Blacksmiths' or Engineers' Hammers and Sledges, Double Face*

**DESCRIPTION:** This is the most commonly used type of sledge hammer and is made in slightly different head configurations. All patterns have crowned striking faces with beveled edges.

**PROPER USES:** Sledges are designed for general sledging operations in striking wood, metal, concrete or stone. Common uses are drifting heavy timbers and striking spikes, cold chisels, rock drills and hardened nails, and wood splitting wedges.

**ABUSE/MISUSE:** NEVER use a sledge to strike a hammer, sledge, or maul. NEVER use a sledge with a loose or damaged handle. Woodchoppers' Mauls

**DESCRIPTION:** Woodchoppers' mauls have a round, bevel-edged striking face with a splitting edge opposite.

**PROPER USES:** These tools are designed for splitting wood. Also, they are used in conjunction with wood splitting wedges by first making a notch with the splitting edge and then driving the wedge with the maul's striking face.

**ABUSE/MISUSE:** NEVER use this tool in striking concrete. NEVER drive one maul by striking it with another maul, sledge or other striking tool. Hand Drilling Hammers

**DESCRIPTION:** These heavy, short-handled hammers are made in slightly varying configurations. The double-faced head has crowned and beveled striking faces.

**PROPER USES:** These hammers are designed for use with chisels, punches, star drills and hardened nails. Their design permits heavy blows with limited swing – especially advantageous in restricted working areas.

**ABUSE/MISUSE:** NEVER use these tools for sledging or stone work. Stone Sledges and Spalling Hammers

**DESCRIPTION:** These are stone masons' tools. The sledge usually has a crowned, oval striking face with a napping face opposite. The spalling hammer has a beveled striking face.

**PROPER USES:** Stone sledges are designed for breaking up stone and concrete. The spalling hammers are designed for cutting and shaping stone and concrete. The pein ends of stone sledges and spalling hammers are intended specifically for making score lines in stone and masonry.

**ABUSE/MISUSE:** NEVER use these tools for striking metal. NEVER use pein ends of stone sledges or spalling hammers for breaking up stone or masonry. They are for marking and scoring purposes only. Blacksmiths' Hand Hammers and Cross Pein Sledges

**DESCRIPTION:** These heavy-duty hammers are designed for use in striking metal. Striking face is crowned with beveled edge.

**PROPER USES:** The striking face is designed for general blacksmith work in striking unhardened metal. The peins are used for shaping (fullering) and bending unhardened metal.

**ABUSE/MISUSE:** NEVER use a sledge to strike a hammer, sledge or maul.



**PROTECT YOUR EYES ...**

When using ...  
or in a striking tool zone

**Wear Safety Goggles**

“Protect Your Eyes; Wear Safety Goggles.”  
“All American Made Since 1854”



# STRUCK TOOLS

**INTRODUCTION:** The striking and struck faces of tools are designed to direct the force of blows toward the center or body of the tool. Blows struck off center are not directed toward the body of the tool where they can be absorbed, but rather travel directly along the sides of the tool where there is insufficient back-up material. The net effect is shearing rather than cushioning which is dangerous.

The angle and thickness of the cutting edges of tools are designed to give maximum cut and durability. When the cutting edge becomes dull, not only does the cutting ability decrease, but the durability is drastically reduced. Many failures are caused by dullness. Wood Splitting Wedges

**PROPER USES:** Wood splitting wedges are designed for splitting logs, firewood, staves and other wood products. Always use a woodchoppers' maul or an axe to make a starting notch. Wedges should be struck with a sledge or woodchoppers' maul having a larger striking face than the struck face of the wedge. Hot Chisels

**PROPER USES:** Hot chisels are designed for cutting hot steel. They are very similar to blacksmiths' cold chisels except that the cutting edge or bit is wider and the blade is thinner.

**ABUSE/MISUSE:** NEVER use hot chisels for cutting cold metal, stone or concrete. NEVER use a dull chisel or one with a mushroomed head. If cutting edge is dull it may be redressed. Cold Chisels

**PROPER USES:** Cold chisels have a cutting edge at one end for cutting, shaping and removing metal softer than the cutting edge itself and a struck face on the opposite end.

**ABUSE/MISUSE:** NEVER use cold chisels for cutting or splitting stone or concrete. NEVER use a dull chisel or one with a mushroomed head. Blacksmiths' Punches - Round and Backing Out

**DESCRIPTION:** The punch end of the round punch is tapered from point to body, whereas the punch end of the backing out punch is the same diameter from point to body. Both types are fitted with handles.

**PROPER USES:** Blacksmiths' round punches are designed for drifting holes, aligning and driving pins. Blacksmiths' backing out punches are designed for backing out bolts, rivets and pins. Do not use for grouser pin installation or removal.

**ABUSE/MISUSE:** NEVER use a punch with a mushroomed struck face or a chipped or deformed point.

**WHEN TO REPLACE:** Discard any punch if it is bent or shows dents, cracks, chips, mushrooming or excessive wear. If point end is deformed, it may be redressed.

**NOTE:** Copies of the booklet "Hand Tool Safety—Guide to Selection and Proper Use" can be obtained from:

Hand Tools Institute,  
25 North Broadway,  
Tarrytown, NY 10591.

**Proper Use - Abuse/Misuse**  
Of Railroad Track Tools  
All railroad track tools, including Hot Cutters, Track Chisels, Crow Bars, Sledges, Picks, Spike Mauls, Spike Pullers and Wrenches have a specific use for a specific job. Such tools are not to be abused and are not to be used for purposes other than their intended use. For example, railroad spike

mauls are specifically intended to be used for driving railroad spikes only. Do not use a spike maul for grouser pin installation or removal. Uses of railroad track tools for other than their intended use can result in serious bodily injury.

Tools should be inspected before being used. Discard any striking or struck tool immediately at the first sign of chipping, mushrooming, or cracking. Never use a tool with a loose or damaged handle.

Safety goggles or equivalent eye protection conforming to American National Standard Practice for Occupational and Educational Eye and Face Protection, ANSI Z87.1-1979, should be worn by the user and all persons in the immediate area where any striking tool is being used, to avoid eye injury from flying objects. A heavy striking-tool blow should always be struck squarely with the striking face parallel with the surface being struck. Always avoid glancing blows and over and under strikes. No area, section, or portion of the striking tool shall be ground, welded, re-heat treated, or otherwise altered from the original condition as furnished by the manufacturer.

---

**DO NOT EVER STRIKE THE  
HEEL OF A CLAW BAR WITH  
ANOTHER TOOL!  
USE ONLY TO REMOVE SPIKE  
AFTER USING A SPIKE LIFTER  
FIRST TO FREE IT UP!**

---



## PROTECT YOUR EYES ...

When using ...  
or in a striking tool zone

### Wear Safety Goggles

“Protect Your Eyes; Wear Safety Goggles.”  
“All American Made Since 1854”